



HEKima™ Adherent HEK Cell Serum-Free Medium

Customizable HEK Cell Culture Medium
to Optimize Your HEK Cell Processes



 **Nucleus Biologics**
The Cell Performance Company

**HEKima™ Adherent HEK Cell
SF Medium, 1L**

Part Number: XXXX
Lot Number: XXXX-XX-XXX
Date of Manufacture: DD/MON/YYYY
Expiration Date: DD/MON/YYYY

XX-0000-00



San Diego, CA • 858-251-2010
www.nucleusbiologics.com

HEKima™ Adherent HEK Cell Serum-Free Medium

Xeno-Free and Serum-Free Medium Regardless of Your HEK Variant

Improving production efficiencies is essential to meet the growing demand for lentiviral and AAV vectors which are used in cell and gene therapy manufacturing. [HEKima Adherent](#) is a serum-free and xeno-free cell culture medium designed specifically to support HEK-293 adherent cell expansion and boost protein expression levels. As part of our QuickStart Media™ platform, quickly test and optimize your HEK media and scale up quickly and cost-effectively.

Customizable

Start with our pre-optimized formula designed for adherent HEK-293 cells and adjust it to fit your process needs in terms of packaging configurations, quality, and overall composition.

Proven Performance

Drive serum-free proliferation in HEK-293, HEK-293T, and HEK-293FT without the need for FBS weaning.

Transparent Process

Know every component and concentration and adjust any aspect to match your stage of development, making iteration and scale-up seamless.

QuickStart Media™: A Platform Designed For You!

Get a head start in your development with pre-optimized samples that can be customized specifically to meet your needs. Building an optimized media is complex and time-consuming. Designed to serve as a "seed" formulation for development, this service will help streamline the formulation process of in-demand media products and truly expedite your cell therapy projects.

Step 1

Order RUO sample of our specialized cell culture formulations.

Step 2

Test the performance of the medium and review the data.

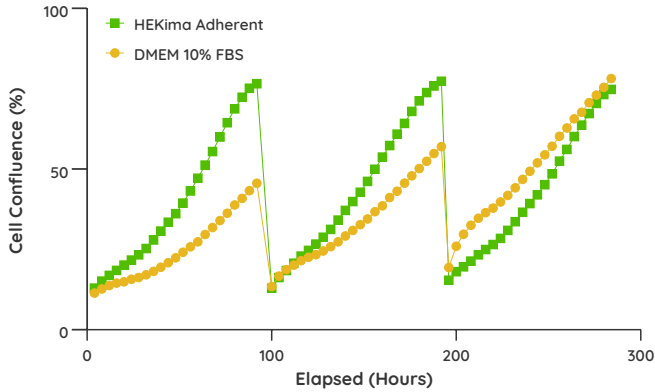
Step 3

Collaborate with our Services team to tailor the media to meet your needs.

Learn more about our [QuickStart Media platform](#)

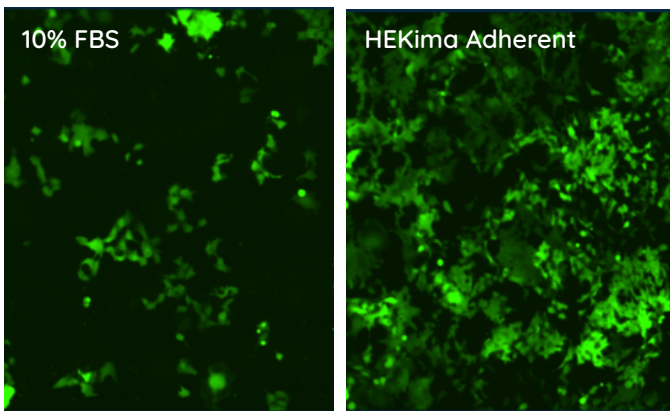
Optimize Your HEK Cell Processes

Maintains Strong Cell Growth



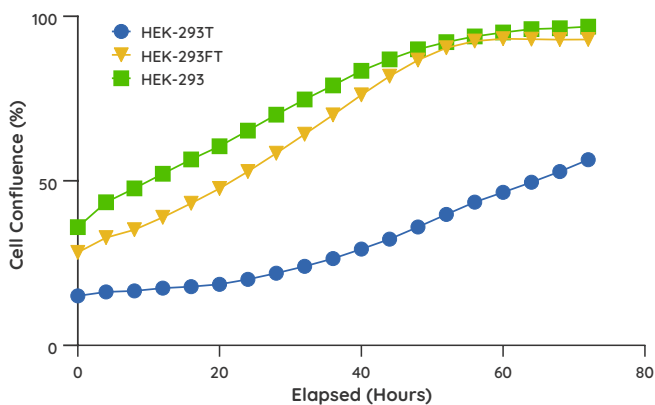
HEKima Adherent maintains cell proliferation and confluency at equivalent rates after multiple subcultures compared to DMEM+10% FBS (n=3).

Significantly Improves Transduction Efficiency and Protein Expression



HEK 293 cells were transduced with a lentivirus expressing GFP. The cells grown in HEKima Adherent showed a higher expression level and more intense signal compared to DMEM+10% FBS, meaning cells grown in HEKima Adherent lead to an improved protein expression. (n=3)

Promotes Strong Cell Proliferation for Multiple HEK Variants



HEKima Adherent can support proliferation of different HEK cells variants. When compared to the control media of DMEM+10% FBS (not shown), the proliferation kinetics for each cell type is comparable.

Read Our White Paper

Review HEKima Adherent's performance with different HEK cell variants compared to DMEM+10% FBS. [Download our white paper](#) HEKima™ Adherent: Serum-Free Cell Culture Media Formula Specifically Developed for Adherent HEK-293 Culture Without Cell Weaning.

HEKima™ Adherent HEK Cell SF Medium Ordering Information

Product Name	Contents	Size	Price
HEKima™ Adherent RUO Sample	HEKima™ Adherent Basal Media HEKima™ Adherent Coating Solution Physiologix™ XF Serum Replacement	1 L 25 mL 10 mL	\$299
HEKima™ Adherent Custom	HEKima™ Adherent Basal Media HEKima™ Adherent Coating Solution	1 L 25 mL	Inquire

Product Specifications (RUO Sample)

Classification	Xeno-free, serum-free
Quality	Research use
Sterility	Sterile filtered basal media
pH	6.8–7.2
Osmolality	345–375 mOsm/Kg
Serum Level	Serum-free
Format	Liquid
Shipping Conditions	HEKima Adherent Medium: 2–8°C Physiologix XF Serum Replacement: Dry ice
Storage Temperature	HEKima Adherent Basal Media: 2–8°C HEKima Adherent Coating Solution: 2–8°C Physiologix XF Serum Replacement: ≤-70°C
Shelf Life	90 days – analysis ongoing
Research Category	HEK-293 cell research, viral production, protein production

Our Commitment to Quality

- Manufactured in a GMP environment
- Manufacturing practices certified to ISO 13485:2016
- Licensing options available

Nucleus Biologics
10929 Technology Place | San Diego, CA 92127
858.251.2010 | sales@nucleusbiologics.com | www.nucleusbiologics.com
©2024. Nucleus Biologics. All rights reserved.



FM 759035

PN-HA-2-112624